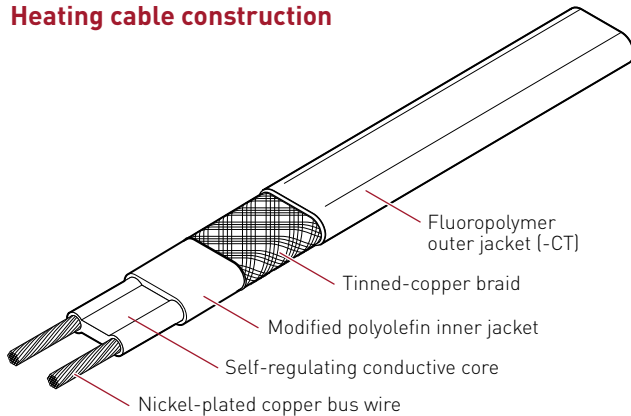


Raychem SLBTV

SELF-REGULATING HEATING CABLES FOR LONGLINE SYSTEMS

Electrical freeze protection for long pipelines in both nonhazardous and hazardous locations

Heating cable construction



PRODUCT OVERVIEW

SLBTV self-regulating heating cables provide freeze protection and low-temperature maintenance for longline applications. The SLBTV heating cables maintain process temperatures up to 150°F (65°C) and can withstand intermittent exposure to temperatures up to 185°F (85°C).

The cables are configured for use in nonhazardous and hazardous locations, including areas where corrosives may be present.

SLBTV heating cables provide long circuit length capability. They can be used for continuous circuit lengths up to 2,000 feet (610 m) powered from a single source. SLBTV cables are especially well suited for tracing long pipelines containing temperature-sensitive fluids or where high reliability is required.

Raychem SLBTV cables meet the requirements of the U.S. National Electrical Code and the Canadian Electrical Code. For additional information, contact your Pentair Industrial Heat Tracing Solutions representative or call (800) 545-6258.

APPLICATION

Area classification	Nonhazardous and hazardous locations
Traced surface type	Metal and plastics
Chemical resistance	Organic and aqueous inorganic chemicals and corrosives

SUPPLY VOLTAGE

200 Vac–277 Vac

TEMPERATURE RATING

Maximum maintain or continuous exposure temperature (power on)	150°F (65°C)
Maximum intermittent exposure temperature, 1000 hours (power on or off)	185°F (85°C)
Minimum installation temperature	-40°F (-40°C)

TEMPERATURE ID NUMBER (T-RATING)

T6, 185°F (85°C)
Temperature ID numbers are consistent with North America national electrical codes.

APPROVALS

Hazardous Locations



Class I, Div. 2, Groups A, B, C, D
Class II, Div. 2, Groups F, G
Class III



Class I, Div. 1 and 2, Groups A, B, C, D
Class II, Div. 1 and 2, Groups E, F, G
Class III

Zone Approvals



CL I, ZN1, AEx e II T6



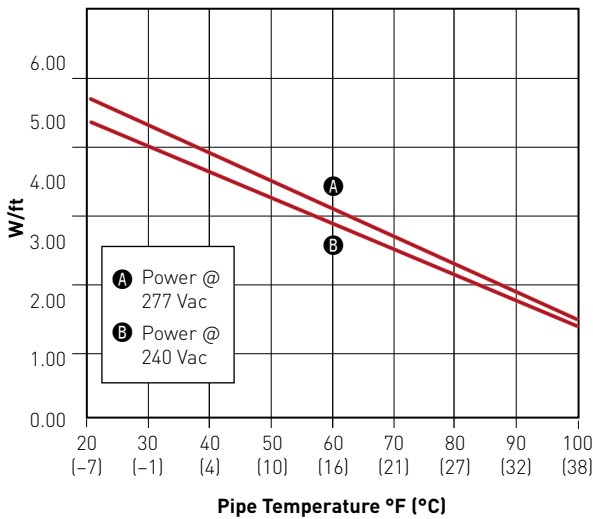
Ex e II T6

DESIGN AND INSTALLATION

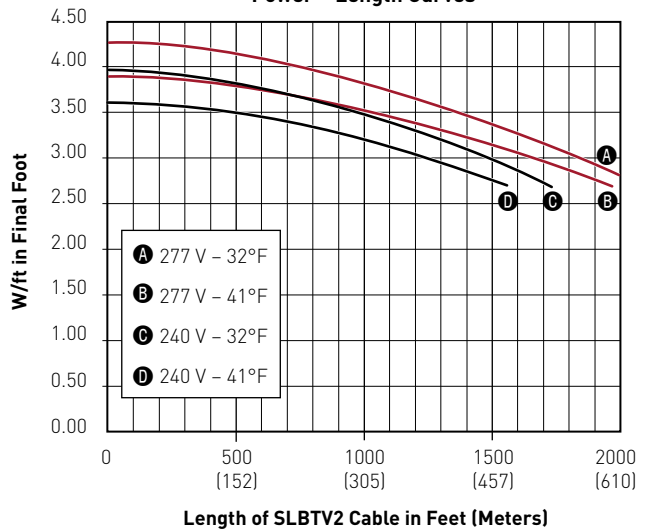
For proper design and installation, use TraceCalc Pro design software or the Design section of the Industrial Heat Tracing Solutions Products & Services Catalogue (H56550). Literature is available via the Pentair Industrial Heat Tracing Solutions web site, www.pentairthermal.com.

NOMINAL POWER OUTPUT RATING ON METAL PIPES

Power Temperature Curve



Power - Length Curves



Adjustment Factors

	Power output	Circuit length
208 V	0.86	0.83
277 V	1.11	1.13

MAXIMUM CIRCUIT LENGTH BASED ON CIRCUIT BREAKER SIZES

	Ambient temperature at start-up	Maximum circuit length (in feet) per circuit breaker					
		240 V			277 V		
		40 A	50 A	70 A	40 A	50 A	70 A
SLBTV2-CT	32°F [0°C]	1610	1720	1720	1700	2000	2000
	0°F [-18°C]	1180	1600	1710	1240	1670	2000
	-20°F [-29°C]	1010	1340	1700	1070	1410	2000
	-40°F [-40°C]	880	1160	1630	940	1230	1700
	-60°F [-51°C]	780	1030	1420	840	1100	1500

PRODUCT CHARACTERISTICS**SLBTV2-CT**

Minimum bend radius	@ 68°F (20°C): 0.5 in (12.7 mm)
Weight (lb per 10 ft, nominal)	1.7
Bus wire size	10 AWG
Outer jacket color	Black
Heating cable dimensions	0.71 in x 0.33 in (18 mm x 8.4 mm)

ORDERING DETAILS

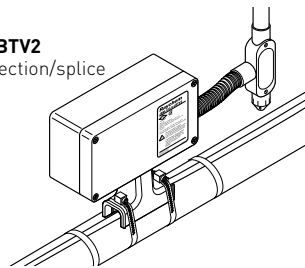
Description	Part number
SLBTV2-CT	F57189-000

CONNECTION KITS

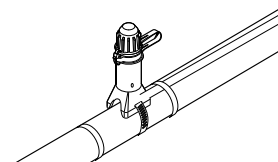
These connection kits must be used to ensure proper functioning of the product and compliance with warranty, code, and approvals requirements.

JBM-100-LBTV2

Power connection/splice

**E-100-LBTV2**

End seal

**GROUND-FAULT PROTECTION**

To minimize the danger of fire from sustained electrical arcing if the heating cable is damaged or improperly installed, and to comply with the requirements of Pentair, agency certifications, and national electrical codes, ground-fault equipment protection must be used on each heating cable branch circuit. Arcing may not be stopped by conventional circuit protection. Many Raychem control and monitoring systems meet the ground-fault protection requirement.



WWW.PENTAIRTHERMAL.COM

NORTH AMERICA

Tel: +1.800.545.6258
Fax: +1.800.527.5703
Tel: +1.650.216.1526
Fax: +1.650.474.7711
thermal.info@pentair.com

EUROPE, MIDDLE EAST, AFRICA

Tel: +32.16.213.511
Fax: +32.16.213.603
thermal.info@pentair.com

ASIA PACIFIC

Tel: +86.21.2412.1688
Fax: +86.21.5426.2937
cn.thermal.info@pentair.com

LATIN AMERICA

Tel: +1.713.868.4800
Fax: +1.713.868.2333
thermal.info@pentair.com

Pentair, SLBTV and TraceCalc Pro are owned by Pentair or its global affiliates. All other trademarks are the property of their respective owners. Pentair reserves the right to change specifications without prior notice.

© 2005–2016 Pentair.