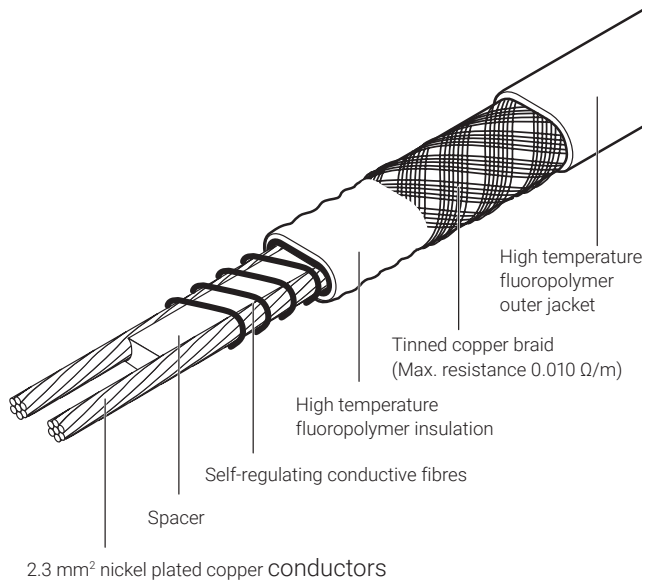


SELF-REGULATING HEATING CABLE



HEATING CABLE CONSTRUCTION

Electrical heat-tracing for process temperature maintenance applications up to 121°C which may be subject to steam cleaning.

The nVent RAYCHEM XTV family of self-regulating, parallel circuit heating cables is used for process temperature maintenance of pipes and vessels.

It can also be used for frost protection of large pipes and for applications requiring high temperature exposure capability.

APPLICATION

Area classification	Hazardous, Zone 1, Zone 2 (Gas), Zone 21, Zone 22 (Dust) Ordinary
Traced surface type	Carbon steel Stainless steel Painted or unpainted metal
Chemical resistance	Organics and corrosives For aggressive organics and corrosives consult your local nVent representative



SUPPLY VOLTAGE

230 Vac (Contact your local nVent representative for data on other voltages)

APPROVALS

The XTV heating cables are approved for use in hazardous areas by PTB and Baseefa Ltd.

PTB 09 ATEX 1118 X & Baseefa06ATEX0184X

 II 2G Ex e II T* &  II 2D Ex tD A21 IP66 T*

IECEX PTB 09.0059X & IECEX BAS 06.0044Xz

Ex e II T* & Ex tD A21 IP66 T*

*See approval schedule

The XTV heating cables are approved by DNV for use on ships and mobile offshore units.

DNV Certificate No. DNV-GL TAE00000TV



TC RU C-BE.ME92.B.00056
1Ex e II C T3 (195°C)/T2 (250°C) Gb X
Ex td A21 IP66 T195°C, T250°C

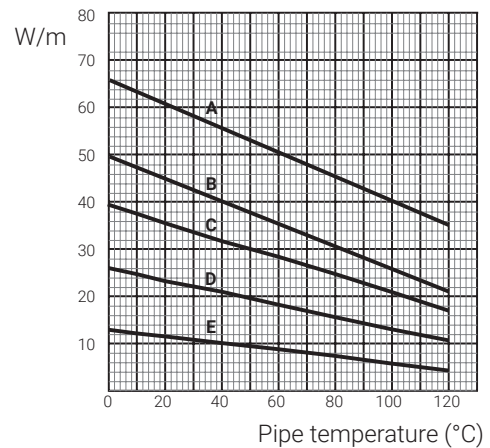
SPECIFICATIONS

Maximum maintain or continuous exposure temperature (power on)	121°C
Maximum intermittent exposure temperature (power on/off)	250°C (*) Maximum cumulative exposure 1000 hours (*) The 250°C rating applies to all products printed "MAX INTERMITTENT EXPOSURE 250C".
Temperature classification	T2: 20XTV2-CT-T2 T3: 4XTV2-CT-T3, 8XTV2-CT-T3, 12XTV2-CT-T3, 15XTV2-CT-T3
Based on systems approach*	T3-T6 *RAYCHEM XTV heat-tracing cables are approved for the listed temperature classifications by using the principles of stabilized design (as per system classification approach) or the use of a temperature limiting device. Use TraceCalc design software or contact nVent.
Minimum installation temperature	-60°C
Minimum bend radius	at 20°C: 13 mm at -60°C: 51 mm

THERMAL OUTPUT RATING

Nominal power output at 230 Vac on insulated steel pipes

- A 20XTV2-CT-T2**
- B 15XTV2-CT-T3**
- C 12XTV2-CT-T3**
- D 8XTV2-CT-T3**
- E 4XTV2-CT-T3**



	4XTV2-CT-T3	8XTV2-CT-T3	12XTV2-CT-T3	15XTV2-CT-T3	20XTV2-CT-T2
Nominal power output (W/m at 10°C)	12	25	38	47	63

PRODUCT DIMENSIONS (NOMINAL) AND WEIGHT

	4XTV2-CT-T3	8XTV2-CT-T3	12XTV2-CT-T3	15XTV2-CT-T3	20XTV2-CT-T2
Thickness (mm)	7.2	7.2	7.2	7.2	7.2
Width (mm)	11.7	11.7	11.7	11.7	11.7
Weight (g/m)	170	170	170	170	170

MAXIMUM CIRCUIT LENGTH BASED ON TYPE 'C' CIRCUIT BREAKERS ACCORDING TO EN 60898

Electrical protection sizing	Start-up temperature	Maximum heating cable length per circuit (m)				
16 A	-20°C	145	90	65	55	40
	+10°C	170	105	75	60	45
25 A	-20°C	225	145	105	85	65
	+10°C	245	165	120	95	70
32 A	-20°C	245	175	135	105	80
	+10°C	245	175	140	125	90
40 A	-20°C	245	175	140	135	110
	+10°C	245	175	140	135	110

The above numbers are for circuit length estimation only. For more detailed information please use the TraceCalc software or Contact your local nVent representative. nVent requires the use of a 30 mA residual current device to provide maximum safety and protection from fire. Where design results in higher leakage current, the preferred trip level for adjustable devices is 30 mA above any inherent capacitive leakage characteristic of the heater as specified by the trace heater supplier or alternatively, the next common available trip level for non adjustable devices, with a maximum of 300 mA. All safety aspects need to be proven.

ORDERING DETAILS

Part description	4XTV2-CT-T3	8XTV2-CT-T3	12XTV2-CT-T3	15XTV2-CT-T3	20XTV2-CT-T2
Part No.	P000001667	P000001670	P000001673	P000001675	P000001677

COMPONENTS

nVent offers a full range of components for power connections, splices and end seals. These components must be used to ensure proper functioning of the product and compliance with electrical requirements.

Europe, Middle East, Africa

Tel +32.16.213.511
Fax +32.16.213.604
thermal.info@nvent.com

United Kingdom

Tel 0800 969 013
Fax 0800 968 624
salesthermalUK@nvent.com

Ireland

Tel 1800 654 241
Fax 1800 654 240
salesIE@nvent.com



nVent.com

Our powerful portfolio of brands:

CADDY ERICO HOFFMAN RAYCHEM SCHROFF TRACER

©2018 nVent. All nVent marks and logos are owned or licensed by nVent Services GmbH or its affiliates. All other trademarks are the property of their respective owners. nVent reserves the right to change specifications without notice.

Raychem-DS-DOC2210-XTV-EN-1805